

Simplified Flamenco Ukulele Rhythms: A Comprehensive Guide for Beginners



Simplified Flamenco Ukulele Rhythms: Easy to learn

Flamenco rhythms and technique for ukulele by Dave Brown

★★★★☆ 4.3 out of 5

Language	: English
File size	: 8154 KB
Text-to-Speech	: Enabled
Enhanced typesetting	: Enabled
Word Wise	: Enabled
Print length	: 48 pages
Lending	: Enabled
Screen Reader	: Supported



Unveiling the Enchanting World of Flamenco Ukulele Rhythms

Embark on an exciting journey into the captivating world of Flamenco Ukulele Rhythms! This comprehensive guide is meticulously crafted to empower ukulele enthusiasts of all levels, unlocking the secrets of this vibrant and soulful musical tradition. Immerse yourself in the rhythmic tapestry of Flamenco, where the infectious beats and intricate strumming patterns converge to create an exhilarating musical experience. Whether you're a seasoned ukulele player or just starting your rhythmic adventure, this guide will serve as your trusted companion, providing a step-by-step roadmap to mastering the art of Flamenco ukulele rhythms. Get ready to ignite your ukulele playing with the enchanting flair of Flamenco and embrace the captivating rhythms that will elevate your performances to new heights!

Laying the Foundation: Fundamental Flamenco Ukulele Beats


At the heart of Flamenco ukulele rhythms lies a foundation of fundamental beats. These rhythmic building blocks provide the rhythmic structure and create the driving force behind the music. Let's delve into the essential beats that will form the backbone of your Flamenco ukulele playing:

Basic Beat

The diagram illustrates a "Standard 8th Note Groove" in 4/4 time. It features a musical staff with a treble clef and a 4/4 time signature. The melody consists of four eighth notes, each marked with a number (1, 2, 3, 4) above it. Above each eighth note is a pair of eighth notes with an 'x' over them, indicating a strummed chord. Below the staff, three blue boxes represent the drum kit: "BASS DRUM" (with an arrow pointing to the first eighth note), "SNARE DRUM" (with an arrow pointing to the second eighth note), and "HI-HAT" (with an arrow pointing to the third eighth note). The diagram shows how the drum kit supports the ukulele melody.

The Basic Beat is the cornerstone of Flamenco ukulele rhythms, providing a steady and rhythmic flow. It comprises three downstrokes in a repeating pattern: down-down-down. This beat forms the foundation upon which more complex rhythms are built.

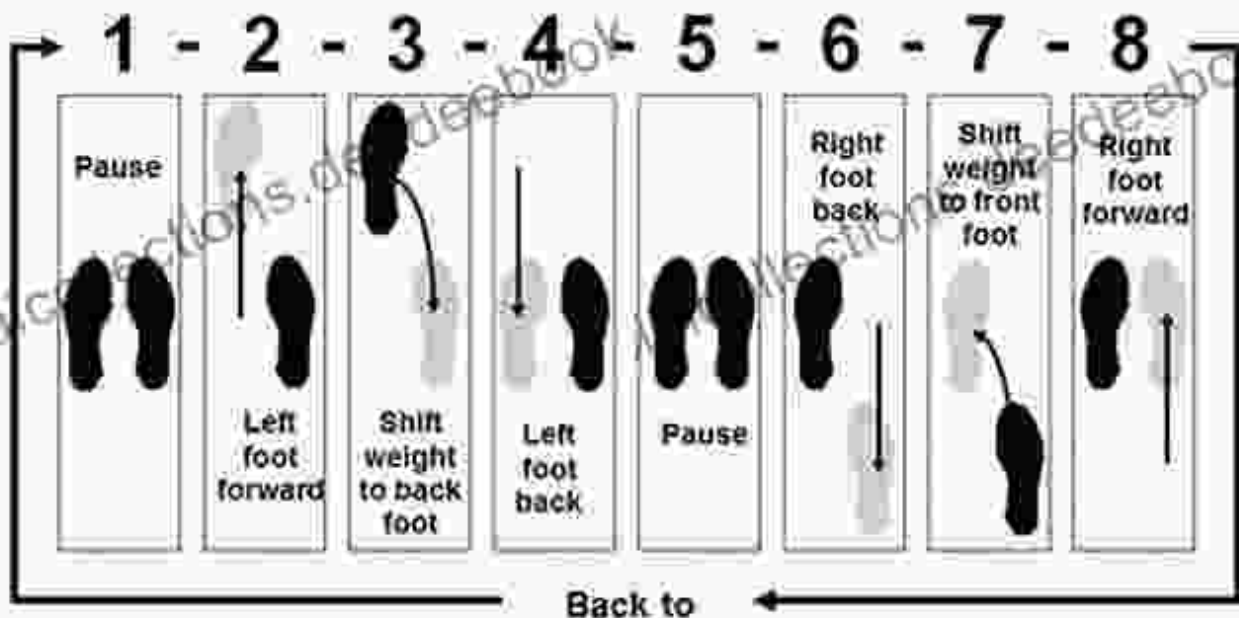
Syncopated Beat



The Syncopated Beat adds a touch of rhythmic intrigue by displacing the second downstroke. The pattern is down-up-down, creating a syncopated effect that adds rhythmic interest.

Flamenco Beat

Basic Salsa Steps



The Flamenco Beat is the signature rhythm of Flamenco music. It incorporates a syncopated pattern with a lively upstroke, creating a vibrant and infectious beat. The pattern is down-up-down-up.

Unveiling the Art of Flamenco Ukulele Strumming Patterns

Now that you're familiar with the fundamental beats, it's time to explore the strumming patterns that bring Flamenco ukulele rhythms to life. These patterns combine the fundamental beats into captivating rhythmic phrases, adding depth and complexity to your playing.

Strumming Pattern 1: The "Rasgueo"

Rasg. #9

i a i i



12 RASGUEOS



This rasgueado (*tail*) can be used for rapid movements between each downbeat in $\frac{3}{4}$ time signatures while aiming for strings 4 (D/Mi), 3 (G/Sol), 2 (B/Si), and 1 (E/Mi) (e.g., Verdiales).

The "Rasgueo" is a quintessential Flamenco strumming pattern characterized by its rapid and lively downstrokes. It's played by alternating downstrokes with short upstrokes, creating a rhythmic flurry.

Strumming Pattern 2: The "Tremolo"

COUNT: ONE TWO THREE FOUR



Strum: Down Down Down Down

www.GUITAR.com and www

The "Tremolo" is a delicate and expressive strumming pattern that adds a touch of elegance to your Flamenco ukulele playing. It involves alternating downstrokes with short, rapid upstrokes, creating a shimmering and vibrato-like effect.

Strumming Pattern 3: The "Alzapúa"

1 ↓ ↑ ↓ ↑ ↓ ↑ ↓ ↑ | ↓ ↑ ↓ ↑ ↓ ↑ ↓ ↑
 1 + 2 + 3 + 4 + | 1 + 2 + 3 + 4 +

2 ↓ ↑ ↓ ↑ ↓ ↑ ↓ ↑ | ↓ ↑ ↓ ↑ ↓ ↑ ↓ ↑
 1 + 2 + 3 + 4 + | 1 + 2 + 3 + 4 +

3 ↓ ↑ ↓ ↑ ↓ ↑ ↓ ↑ | ↓ ↑ ↓ ↑ ↓ ↑ ↓ ↑
 1 + 2 + 3 + 4 + | 1 + 2 + 3 + 4 +

4 ↓ ↑ ↓ ↑ ↓ ↑ ↓ ↑ | ↓ ↑ ↓ ↑ ↓ ↑ ↓ ↑
 1 + 2 + 3 + 4 + | 1 + 2 + 3 + 4 +

5 ↓ ↑ ↓ ↑ ↓ ↑ ↓ ↑ | ↓ ↑ ↓ ↑ ↓ ↑ ↓ ↑
 1 + 2 + 3 + 4 + | 1 + 2 + 3 + 4 +

6 ↓ ↑ ↓ ↑ ↓ ↑ ↓ ↑ | ↓ ↑ ↓ ↑ ↓ ↑ ↓ ↑
 1 + 2 + 3 + 4 + | 1 + 2 + 3 + 4 +

7 ↓^B ↑ ↓ ↑ ↓ ↑ ↓ ↑ | ↓^B ↑ ↓ ↑ ↓ ↑ ↓ ↑
 1 + 2 + 3 + 4 + | 1 + 2 + 3 + 4 +

8 ↓^B ↑ ↓ ↑ ↓ ↑ ↓ ↑ | ↓^B ↑ ↓ ↑ ↓ ↑ ↓ ↑
 1 + 2 + 3 + 4 + | 1 + 2 + 3 + 4 +

9 ↓^B ↑ ↓^B ↑ ↓ ↑ ↓ ↑ | ↓^B ↑ ↓^B ↑ ↓ ↑ ↓ ↑
 1 + 2 + 3 + 4 + | 1 + 2 + 3 + 4 +

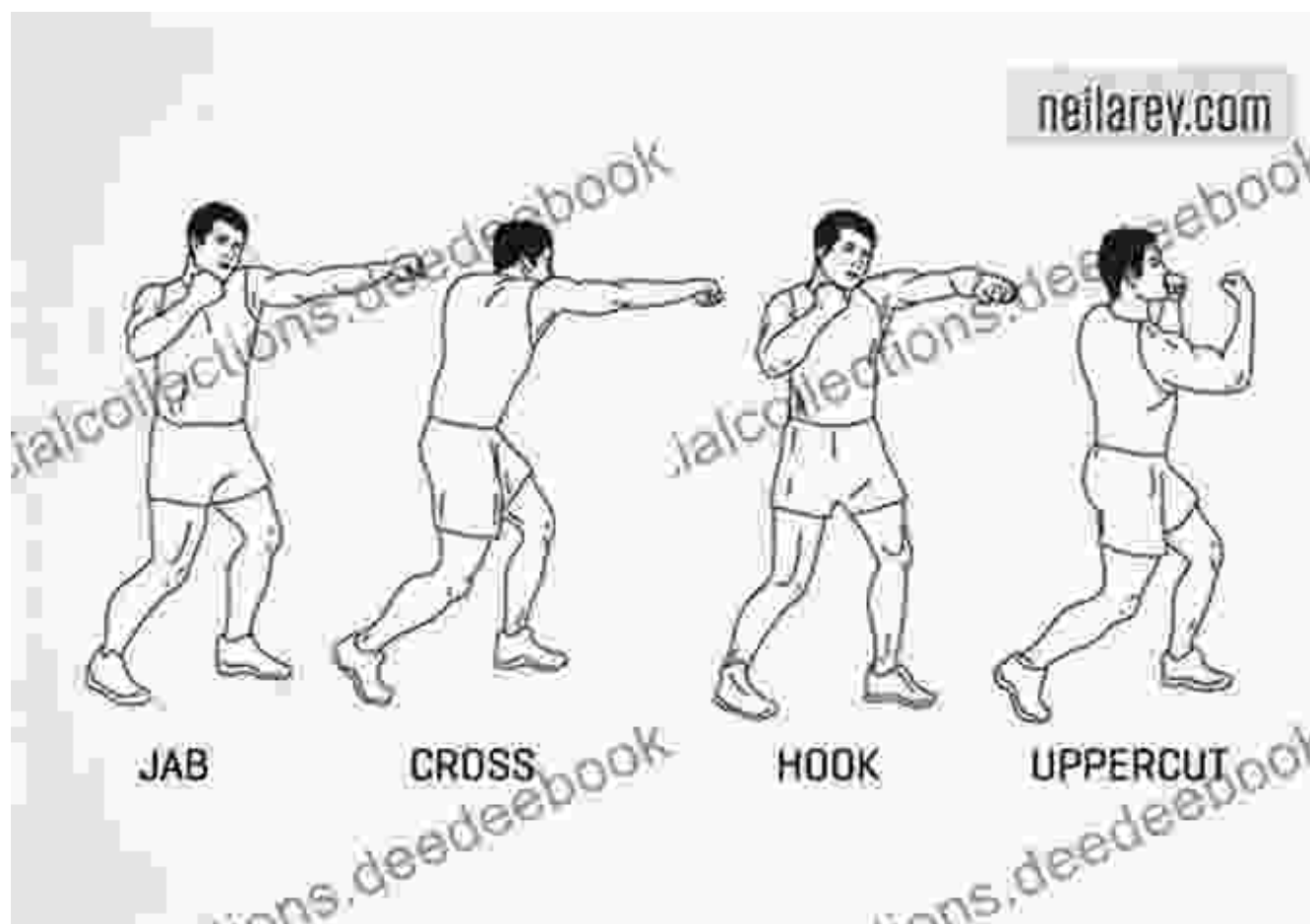
strum down
 strum down bass note
 strum up
 skip these

The "Alzapúa" is a rhythmically complex strumming pattern that showcases the versatility of Flamenco ukulele rhythms. It combines downstrokes, upstrokes, and rests to create an intricate and captivating rhythmic tapestry.

Mastering the Art of Flamenco Ukulele Techniques

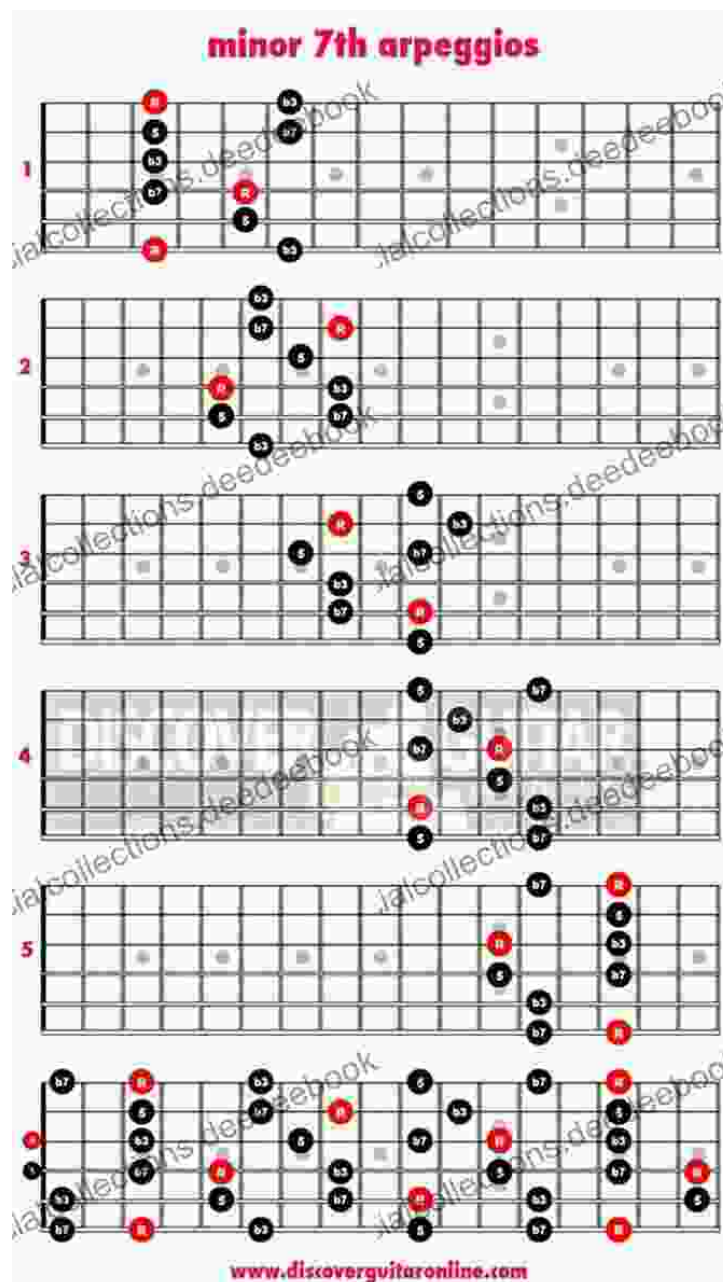
Beyond the fundamental beats and strumming patterns lies a world of techniques that add depth and expression to your Flamenco ukulele playing. These techniques are the secrets to creating authentic and captivating Flamenco rhythms:

Golpe



The "Golpe" is a percussive technique that combines a downstroke with a sharp upstroke, creating a striking and rhythmic accent. It's often used to punctuate the rhythm and add rhythmic emphasis.

Arpeggio



Incorporating arpeggios into your Flamenco ukulele playing adds a touch of melodic richness and harmonic depth. Arpeggios involve playing the

individual notes of a chord in a sequence, creating a flowing and expressive effect.

Picado



The "Picado" is a rapid-fire picking technique that adds rhythmic intensity and excitement to your Flamenco ukulele playing. It involves alternating between downstrokes and upstrokes in a quick and precise manner, creating a flurry of rhythmic energy.

Igniting Your Flamenco Ukulele Journey: Practice Tips

Mastering Flamenco ukulele rhythms requires dedication and consistent practice. Here are a few tips to help you accelerate your progress and elevate your playing to new heights:

Practice Regularly


Regular practice is the key to unlocking the intricacies of Flamenco ukulele rhythms. Set aside dedicated practice time each day, even if it's just for a short while. Consistency is



Simplified Flamenco Ukulele Rhythms: Easy to learn Flamenco rhythms and technique for ukulele by Dave Brown


★★★★☆ 4.3 out of 5

- Language : English
- File size : 8154 KB
- Text-to-Speech : Enabled
- Enhanced typesetting : Enabled
- Word Wise : Enabled
- Print length : 48 pages
- Lending : Enabled
- Screen Reader : Supported



Embracing Now: Embark on a Mindfulness Journey for a Fulfilling Future

In a world characterized by constant distraction, stress, and anxiety, mindfulness has emerged as a beacon of hope for those seeking inner...



100 Hymns for Violin and Guitar: A Comprehensive Guide to Inspiring Melodies

The violin and guitar are two of the most versatile and expressive musical instruments. When combined, they create a rich and evocative sound that is...