


KS2 SATs English Practice Papers: A Comprehensive Guide to Help Your Child Succeed

The KS2 SATs are a series of standardized tests that are taken by all children in England at the end of Year 6. The tests are designed to assess children's progress in English, mathematics, and science. The English SATs consist of two papers: a reading paper and a writing paper.



KS2 SATs English Practice Papers: Grammar & Punctuation (for 2024) Levels 3 - 5: Tests 1, 2, 3 & 4 (Year 6) (SATs Essentials Series) by Swot Tots Publishing Ltd

★★★★★ 5 out of 5

Language	: English
File size	: 677 KB
Text-to-Speech	: Enabled
Enhanced typesetting	: Enabled
Word Wise	: Enabled
Print length	: 211 pages
Lending	: Enabled
Screen Reader	: Supported



KS2 SATs English practice papers are an essential part of preparing your child for the real thing. They allow your child to get used to the format of the test, the types of questions that are asked, and the time limits. Practice papers can also help your child to identify areas where they need extra support.

Where to Find KS2 SATs English Practice Papers

There are a number of places where you can find KS2 SATs English practice papers. The official SATs website provides a number of free practice papers that you can download and print off. You can also find practice papers from a variety of other sources, such as educational publishers and websites.

How to Use KS2 SATs English Practice Papers

Once you have found some KS2 SATs English practice papers, it is important to use them effectively. Here are a few tips:

- **Start early.** It is never too early to start practicing for the SATs. The more practice your child has, the more confident they will be on test day.
- **Make it regular.** Try to set aside some time each week for your child to practice their SATs English skills. Even a small amount of practice can make a big difference.
- **Be realistic.** Don't expect your child to get 100% on every practice paper. The SATs are challenging tests, and it is normal for children to make mistakes. Focus on helping your child to understand their mistakes and to learn from them.
- **Make it fun.** Learning should be enjoyable. Try to find ways to make practicing for the SATs fun for your child. You could play games, do role-plays, or read stories together.

What to Expect on Test Day

On test day, it is important for your child to be well-rested and to have a good breakfast. They should also arrive at the test center on time and be prepared to answer any questions that the invigilator may have.

The English SATs papers are typically two hours long. The reading paper is one hour long and the writing paper is one hour long. Your child will be given a break between the two papers.

The reading paper consists of a number of different texts, including fiction, non-fiction, and poetry. Your child will be asked to answer questions about the texts, such as:

- What is the main idea of the text?
- What are the key details in the text?
- What is the author's purpose in writing the text?
- What is your opinion of the text?

The writing paper consists of two tasks. In the first task, your child will be asked to write a story or a description. In the second task, your child will be asked to write a persuasive essay.


Tips for Helping Your Child Succeed

Here are a few tips for helping your child to succeed on the KS2 SATs English papers:

- **Make sure your child is familiar with the format of the test.** The more your child knows about what to expect on test day, the less anxious they will be.

- **Help your child to practice their reading comprehension skills.** This includes helping them to identify the main idea of a text, to find key details, and to understand the author's purpose.
- **Help your child to develop their writing skills.** This includes helping them to write clear and concise sentences, to organize their ideas effectively, and to use a variety of vocabulary.
- **Encourage your child to read widely.** The more your child reads, the better their reading comprehension skills will be.
- **Create a positive learning environment.** Let your child know that you believe in them and that you are there to support them.

The KS2 SATs English papers are an important part of your child's education. By preparing your child for the test, you can help them to achieve their full potential. Use the tips in this guide to help your child succeed on the KS2 SATs English papers.



KS2 SATs English Practice Papers: Grammar & Punctuation (for 2024) Levels 3 - 5: Tests 1, 2, 3 & 4 (Year 6) (SATs Essentials Series) by Swot Tots Publishing Ltd

★★★★★ 5 out of 5


Language	: English
File size	: 677 KB
Text-to-Speech	: Enabled
Enhanced typesetting	: Enabled
Word Wise	: Enabled
Print length	: 211 pages
Lending	: Enabled
Screen Reader	: Supported





Embracing Now: Embark on a Mindfulness Journey for a Fulfilling Future

In a world characterized by constant distraction, stress, and anxiety, mindfulness has emerged as a beacon of hope for those seeking inner...



100 Hymns for Violin and Guitar: A Comprehensive Guide to Inspiring Melodies

The violin and guitar are two of the most versatile and expressive musical instruments. When combined, they create a rich and evocative sound that is...