


From the First Five Years at Hogwarts: Five Finger Piano Finger



The first five years at Hogwarts School of Witchcraft and Wizardry are a time of great change and growth for young witches and wizards. During this time, they learn the basics of magic, make new friends, and face new challenges. One of the most important things that young witches and wizards learn during their first five years at Hogwarts is how to play the piano.

Harry Potter Magical Music: From the First Five Years at Hogwarts (Five Finger Piano) (5 Finger) by Matt Hyzer

★★★★☆ 4.6 out of 5



Language : English
File size : 8950 KB
Text-to-Speech: Enabled
Screen Reader: Supported
Print length : 60 pages



The piano is a versatile instrument that can be used to play a wide variety of music, from classical to jazz to pop. It is also a great way to improve your hand-eye coordination and your sense of rhythm.

If you are interested in learning how to play the piano, there are a number of things you can do to get started. You can take lessons from a private instructor, join a group class, or teach yourself using online resources.

No matter how you choose to learn, the most important thing is to practice regularly. The more you practice, the better you will become.

The Five Finger Piano Finger

The five finger piano finger is a technique that is used to play the piano with all five fingers of one hand. This technique is often used for playing chords and arpeggios.

To play the five finger piano finger, place your thumb on the root note of the chord or arpeggio. Then, place your other four fingers on the next four notes of the chord or arpeggio, in order.

Once you have placed your fingers on the keys, play them all at the same time. Be sure to hold down the keys for the full value of the note.

The five finger piano finger can be used to play a wide variety of chords and arpeggios. It is a versatile technique that can be used to add interest and complexity to your playing.


Tips for Playing the Five Finger Piano Finger

Here are a few tips for playing the five finger piano finger:

* Make sure that your fingers are relaxed and curved. * Keep your wrist straight and your elbows close to your body. * Play the keys with a firm but gentle touch. * Hold down the keys for the full value of the note. * Practice regularly to improve your accuracy and speed.

The five finger piano finger is a valuable technique that can be used to play a wide variety of chords and arpeggios. It is a versatile technique that can be used to add interest and complexity to your playing.

If you are interested in learning how to play the piano, I encourage you to give the five finger piano finger a try. With a little practice, you will be able to master this technique and use it to play all sorts of beautiful music.



Harry Potter Magical Music: From the First Five Years at Hogwarts (Five Finger Piano) (5 Finger) by Matt Hyzer

★★★★☆ 4.6 out of 5

Language : English

File size : 8950 KB

Text-to-Speech: Enabled

Screen Reader: Supported

Print length : 60 pages

FREE


DOWNLOAD E-BOOK





Embracing Now: Embark on a Mindfulness Journey for a Fulfilling Future

In a world characterized by constant distraction, stress, and anxiety, mindfulness has emerged as a beacon of hope for those seeking inner...



100 Hymns for Violin and Guitar: A Comprehensive Guide to Inspiring Melodies

The violin and guitar are two of the most versatile and expressive musical instruments. When combined, they create a rich and evocative sound that is...