


100 Outdoor TEFL Activities: Unlocking the Power of Nature for English Language Learning

As a TEFL teacher, you're always looking for innovative ways to make your lessons more engaging and effective. What if you could combine the joy of learning English with the beauty of the great outdoors? With outdoor TEFL activities, you can transform nature into a vibrant classroom, where every tree, leaf, and flower becomes a teaching tool.



Outdoor TEFL: 100 Activities to Teach English

Outdoors by Rob Ansell

★★★★☆ 4.2 out of 5

Language	: English
File size	: 2203 KB
Text-to-Speech	: Enabled
Screen Reader	: Supported
Enhanced typesetting	: Enabled
Word Wise	: Enabled
Print length	: 151 pages
Lending	: Enabled



In this article, we present a comprehensive list of 100 outdoor TEFL activities that will immerse your students in the natural world while fostering their English language proficiency. From interactive games to creative

projects, these activities are designed to cater to all learning styles and age groups.

Benefits of Outdoor TEFL Activities

- **Increased Motivation:** Outdoor activities provide a welcome change from the traditional classroom setting, boosting students' motivation and enthusiasm for learning.
- **Enhanced Language Skills:** The natural environment offers a rich context for language learning, where students can connect words and phrases to real-world objects and experiences.
- **Improved Physical and Mental Health:** Spending time outdoors has been linked to improved physical well-being, reduced stress, and enhanced cognitive function.
- **Cultural Appreciation:** Outdoor activities can introduce students to the local flora, fauna, and traditions, fostering a greater appreciation for the natural and cultural heritage of the region.
- **Teamwork and Collaboration:** Many outdoor activities encourage cooperative learning, promoting teamwork and communication skills.

100 Outdoor TEFL Activities

1. Nature Scavenger Hunt

Hide clues around the outdoor area that lead students to discover natural items like leaves, flowers, or animal tracks. They must find each item and describe it in English.

2. Tree Identification Hike

Take students on a hike and provide them with a guide to identify different tree species. They can practice describing tree features and comparing and contrasting various tree types.

3. Flower Press Project

Collect flowers and leaves with students and create a flower press. As the flowers dry, they can discuss the different parts of a plant and create labeled diagrams.

4. Nature Journaling

Provide students with journals and encourage them to record their observations of the natural world. They can write about the weather, plant life, animal sightings, or anything that inspires them.

5. Forest Acrostic Poems

Write the word "FOREST" on a large piece of paper. Divide students into groups and assign each group a letter. They must brainstorm words or phrases related to the natural world that start with their assigned letter and create an acrostic poem.

6. Birdwatching Bingo

Create bingo cards with different bird species found in the area. Students observe the birds and mark off the species they spot. The first student to get five in a row wins.

7. Natural Obstacle Course

Create an obstacle course using natural features like trees, rocks, and streams. Students must navigate the course while following instructions in

English.

8. Nature Charades

Write down names of animals, plants, or natural phenomena on pieces of paper. Students take turns acting out the item while others guess the word.

9. Tree Trunk Storyboards

Divide students into groups and assign each group a tree trunk. They must create a storyboard on the trunk using natural materials like leaves, sticks, and stones to tell a story or illustrate a concept.

10. Nature Mandala Art

Gather natural materials like flowers, leaves, and stones. Students create mandalas on the ground or in a circle to represent nature's beauty and diversity.

11. Stream Exploration

Take students to a stream or river and let them explore the different plants and animals living in the aquatic ecosystem. They can discuss water quality, biodiversity, and the importance of protecting water resources.

12. Cloud Observation

Have students sit outside and observe the clouds. They can describe the different cloud formations, discuss weather patterns, and create poems or drawings inspired by what they see.

13. Insect Investigation

Provide students with magnifying glasses and bug-catching nets. They can search for and identify insects, discuss their life cycles, and explore the importance of insects in the ecosystem.

14. Plant Propagation Experiment

Divide students into groups and provide them with different plant cuttings. They must research the propagation method for their plant and create a plan to grow and care for it.

15. Nature Sensory Trail

Create a trail with different sensory stations. Students can touch, smell, hear, taste, and see different natural elements and discuss the connections between their senses and the natural world.

16. Wildlife Tracking

Take students on a hike and have them look for animal tracks, scat, and other signs of wildlife. They can discuss animal behavior, habitats, and the importance of conservation.

17. Bird Language Lesson

Introduce students to the different calls and songs of birds found in the area. They can practice mimicking the calls and discussing the communication patterns of birds.

18. Nature Photography Contest

Have students take photographs of the natural world. They can enter their photos into a contest and discuss the composition, lighting, and symbolism in their images.

19. Rock Climbing Adventure

If available, take students to a rock climbing area. They can practice rock climbing techniques, overcome fears, and learn about the importance of safety and teamwork.

20. Forest Adventure Course

Visit a forest adventure course with zip lines, rope bridges, and climbing obstacles. Students can face challenges, build confidence, and appreciate the beauty of the forest from a different perspective.

21. Nature Crafts Workshop

Gather natural materials like sticks, leaves, and stones. Provide students with tools and materials to create their own nature-inspired crafts, such as dream catchers, wind chimes, or sculptures.

22. Eco-Friendly Picnic

Plan a picnic in a natural setting and emphasize eco-friendly practices. Students can pack reusable containers, recycle their waste, and discuss the importance of reducing their environmental footprint.

23. Stargazing Night


On a clear night, take students outside and observe the night sky. They can discuss constellations, planets, and the vastness of the universe.

24. Campfire Storytelling


Outdoor TEFL: 100 Activities to Teach English

Outdoors by Rob Ansell

★★★★☆ 4.2 out of 5




Language	: English
File size	: 2203 KB
Text-to-Speech	: Enabled
Screen Reader	: Supported
Enhanced typesetting	: Enabled
Word Wise	: Enabled
Print length	: 151 pages
Lending	: Enabled



Embracing Now: Embark on a Mindfulness Journey for a Fulfilling Future

In a world characterized by constant distraction, stress, and anxiety, mindfulness has emerged as a beacon of hope for those seeking inner...



100 Hymns for Violin and Guitar: A Comprehensive Guide to Inspiring Melodies

The violin and guitar are two of the most versatile and expressive musical instruments. When combined, they create a rich and evocative sound that is...